

FACEBOOK 101

What is Facebook?

Facebook is a free social networking site founded in 2004 by Harvard student Mark Zuckerberg. Today there are currently over 800 million Facebook users across the globe.

What do people do on Facebook?

- Stay in touch with friends and family
- Share photos, articles, and videos
- Send a private message or chat live
- Find friends or family you've lost touch with
- Connect with organizations, charities, businesses, and celebrities
- Send invitations to public events or private parties
- Play games

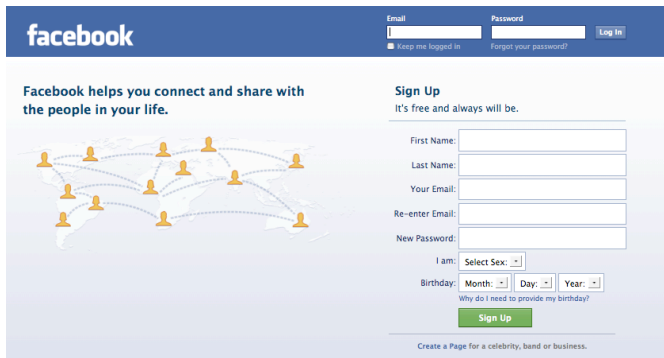
Who can use Facebook?

Almost anyone, but you must set up a Facebook account first. There are very few requirements for creating an account on facebook and the process is very quick. Here are the requirements:

1. You must be at least 13 years old.
2. You must have a working email account.
3. Officially, you must use your real name. No aliases.

Where do I sign up?

The form to sign up is available on the Facebook homepage, www.facebook.com.



The image shows a screenshot of the Facebook homepage. At the top, there is a blue navigation bar with the Facebook logo on the left and login fields for Email and Password on the right. Below the navigation bar, the main content area is split into two columns. The left column features the text "Facebook helps you connect and share with the people in your life." above a network diagram of people icons. The right column contains the "Sign Up" form, which includes fields for First Name, Last Name, Your Email, Re-enter Email, and New Password. There are also dropdown menus for "I am:" (with a "Select Sex" label) and "Birthday:" (with "Month", "Day", and "Year" dropdowns). A "Sign Up" button is at the bottom of the form. A link for "Log In" is also visible in the top right.



Your Facebook Home Page

This is the first page that appears when you sign in to your Facebook account. Here you will find your “news feed,” a collection of your friends’ latest “posts” and activities. You can also update your “status,” check your



1 Check your News Feed, Messages, and Events

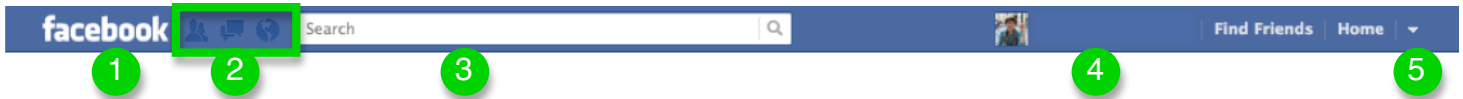
2 Post a status update

3 Your News Feed

4 Access your account and privacy settings or log off

The Navigation Bar

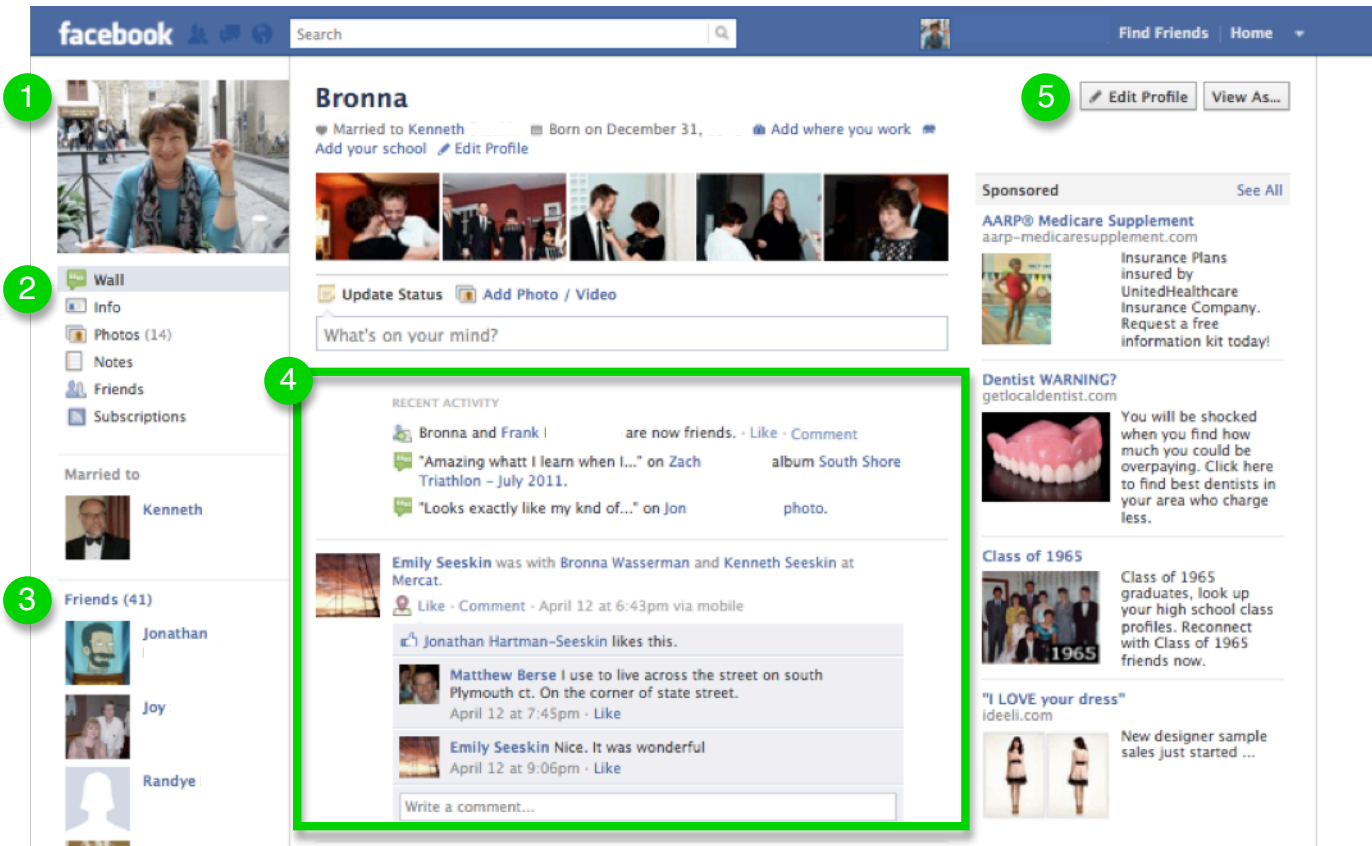
Once you are signed in to your Facebook account, several menus will appear at the top of the page. These options will appear whether you are on your own profile, a stranger's profile, or in your account settings.



- 1 — **Return to your home page**
- 2 — **Your notifications – new messages, updates, and friends**
- 3 — **Search for friends, games, and businesses**
- 4 — **Click on your picture or name to go to your profile**
- 5 — **Access your account and privacy settings or log off**

Your Profile

Your profile is your personal page with photos of you, your information, and your interactions with friends. This is the page that is visible to others on Facebook. From this page you can add photos, view your friends, and edit your personal information.



- 1 — **Your profile picture is visible to everyone including strangers**
- 2 — **View your wall, personal information, and photos**
- 3 — **View your friends**
- 4 — **Your “wall” shows your recent activity and interactions**
- 5 — **Edit your personal information**

Glossary

Profile: Your public page on Facebook. This displays your information, photos, and interactions with friends. This is not the first page you see after you sign in.

Wall: A section of your profile that displays your interactions with friends.

News Feed: This is a continuous stream of updates about your friends' activities. It's the first thing you see when you log into Facebook.

Friends: All people you connect and share with through Facebook are called "friends." Your "friends" can be family members, coworkers, acquaintances, etc. This term has spawned the verbs friend, friend, friending, and friended.

Page: Pages are similar to profiles, except that they are strictly for businesses, organizations, and celebrities.

Like: A button that allows you to give positive feedback on a friend's comment, photo, etc. If you select "Like" for a Facebook page you will receive updates from that page on your news feed.

Poke: A casual gesture that means "I'm thinking of you." More widely used among Facebook's young members.

Status/Status Update: A message that is "posted" or published on Facebook for your friends to see and comment on. These appear on the "news feed."

Message: Unlike "Status Updates," messages are private and can only be viewed by the person you send them to. You can also send a message to someone who is not your "friend."

More Resources

We love the Facebook tutorials available here: <http://www.gcflearnfree.org/facebook101>
You will find helpful tutorials that walk you through setting up an account, choosing your privacy settings, uploading pictures, and much more.